



Vyners School

Striving for  
Excellence



# Welcome to the Art Department

DEPARTMENT STAFF:

**MR WILCOX** - SUBJECT  
LEADER

**MRS LANE** - ART TEACHER &  
HEAD OF YEAR 13

**MRS TEJI** - ART TEACHER

**MS JOPEK** - PHOTOGRAPHY  
AND ART TEACHER


**MS FLOREA** - ART TEACHER



# Vyners School

Striving for  
Excellence

**Year 7**



**GCSE**



**A Level**



This is how one student progressed from a pencil portrait in year 7 to large scale dramatic paintings.

**One student's journey in Art - practice makes perfect!**






# Vyners School

Striving for  
Excellence



In Year 7 students will create project based work using line, tone, colour and pattern.



The building blocks of great Art




# Vyners School

Striving for  
Excellence

Students can  
choose to  
study  
GCSEs in  
both Art and  
Photography

GCSE TOPICS:  
PRINTING EXPLORED  
IMPRESSIONISM  
IDENTITY  
ARTIST INVESTIGATION  
ORGANIC FORMS  
EXAM UNIT



# GCSE Art



# Vyners School

Striving for  
Excellence



MANIPULATING REALITY

DIGITAL PORTRAITS

BLACK AND WHITE



## GCSE Photography

Students will use a digital SLR camera to produce their own photos.

They will have access to a studio area and PCs to edit photos using photoshop software.



# Vyners School

Striving for  
Excellence

## A Level Art



Students produce project based coursework, with an emphasis on large scale work. This culminates in an impressive final exhibition.



It is hugely rewarding to see your artistic skills develop throughout the course and to produce some artwork that you can treasure.

A Level Student -2020



# Vyners School

Striving for  
Excellence



**OCR**  
Oxford Cambridge and RSA

## A Level Photography



### A LEVEL TOPICS:

PORTRAITURE, LANDSCAPE, STILL LIFE,  
STREET, FASHION, ARCHITECTURE,  
CAMERALESS PHOTOGRAPHY,  
EXPERIMENTAL PHOTOGRAPHY,  
CONCEPTUAL



# Vyners School

Striving for  
Excellence

## Our Co-curricular Offer:

Exhibition and gallery visits

Exam workshops

Residential visits including Oxford & London

International visits to LA and Berlin.



Art Club

Photography Club





## Frequently Asked Questions:

1. How many art lessons do we get a week?  
Three, one hour lessons over two weeks.
2. When do we get Photography lessons?  
You can select to take photography in year 9, but you can use photography in your work earlier. We also run a Photography club for year 7-8.
3. How do I get as good as the pictures on the wall?  
Work hard, draw lots and practise at home.
4. What equipment do we need at home?  
Coloured pencils and a watercolour set would be great. Mobile camera.
5. How many art teachers are there?  
Five Art teachers with five specialist rooms
6. Do you have a dark room?  
We are very lucky to have a dark room and a lighting studio for Photography