



Vyners School

Striving for
Excellence



Welcome to the Art Department

DEPARTMENT STAFF:

MR WILCOX- SUBJECT
LEADER- PHOTOGRAPHY
AND ART

MRS LANE - ART TEACHER &
HEAD OF YEAR 13

MRS TEJI - ART TEACHER

MS JOPEK - ART AND
PHOTOGRAPHY TEACHER

MS FLOREA- ART TEACHER



Vyners School

Striving for
Excellence



Why study Art or Photography at Vyners?

Consistently high results

Exceptional outcomes

This grade will facilitate your application to university

If you study what you enjoy, you will get a higher grade

Creative thinking is a key skill many courses desire





Vyners School

Striving for
Excellence




A Level Art



It is hugely rewarding to see your artistic skills develop throughout the course and to produce some artwork that you can treasure.

A Level Student -2020

Students produce project based coursework, with an emphasis on large scale work. This culminates in an impressive final exhibition.






Vyners School

Striving for
Excellence


Year 7



GCSE



A Level



This is how one student progressed from a pencil portrait in year 7 to large scale dramatic paintings.

One student's journey in Art - practice makes perfect!








Vyners School

Striving for
Excellence



Year 12 Art

The first project is Underneath and starts with weekly workshops to develop skills and confidence before going BIG.





Vyners School

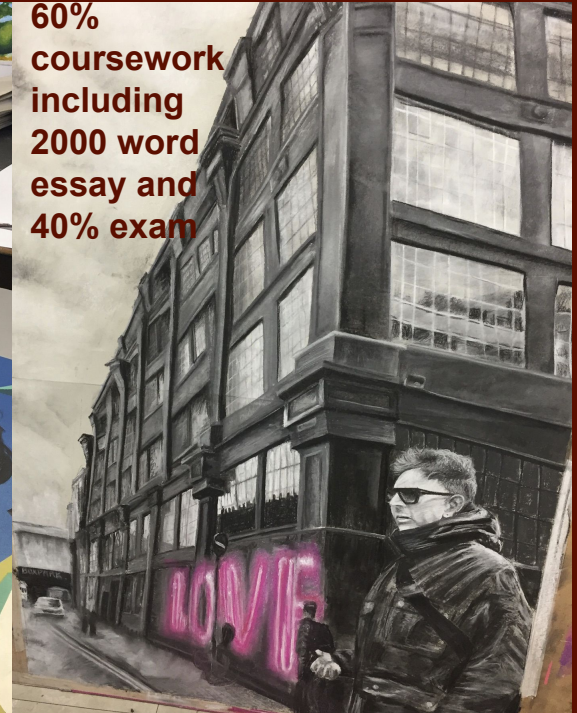
Striving for
Excellence



The art department is always open to work in with 4 specialist rooms



60%
coursework
including
2000 word
essay and
40% exam





Vyners School

Striving for
Excellence



OCR
Oxford Cambridge and RSA

A Level Photography



A LEVEL TOPICS:

PORTRAITURE

BUILDINGS & STRUCTURES

STILL LIFE

CAMERALESS PHOTOGRAPHY

LIGHT & LANDSCAPE



Vyners School

Striving for
Excellence

Trips and visits

Street Art tour, London

Exhibition and gallery visits

Artist workshops

Exam workshops

Residential visits including Oxford and Berlin.





Frequently Asked Questions:

1. How many art lessons do we get a week?
9 hour lessons over two weeks.
2. Can you take Art and Photography ?
You can take both but it is lots of work but covers very different skills
3. How do I get as good as the pictures on the wall?
Work hard, draw lots and practise at home.
4. What equipment do we need at home?
You will need paints and pencils at home for Art and your own camera for photography
5. How much extra work is it?
You are expected to work independently for at least three hours a week.
6. Do you have a dark room?
We are very lucky to have a dark room and a lighting studio for Photography